

## SECTION 11110

### LAUNDRY WASHER-EXTRACTOR, 55 LB. (24.9 KG) CAPACITY

#### PART 1 GENERAL

##### 1.01 SECTION INCLUDES:

- A. Automatic laundry washer-extractor for processing water-washed linen items

##### 1.02 SYSTEM DESCRIPTION

###### A. DESIGN REQUIREMENTS:

1. Construction: 304 or equal stainless steel cylinder, tub, front & top panels
2. Input voltage: 208-240/60/1 or 3, 3 wire plus ground
3. Dry weight capacity: 55 lb. (24.9 kg)
4. Wash cylinder volume: 8.3 cu ft (235,031 cu cm) minimum
5. Overall width: 35-2/5 inches (899 mm) nominal
6. Overall height: 60-4/5 inches (1544 mm) nominal
7. Overall depth: 40 inches (1016 mm) nominal
8. Number & size of water supply inlet valves: 3 at 3/4 inch (19 mm), all with 3/4NH (19 mm) male connections
9. Number & size of drain outlets: 1 at 3 inch (76 mm)
10. Overflow: Internally plumbed
11. Control system: Programmable microprocessor
12. Cylinder drive: Single motor 4 hp, capable of 1000 RPM maximum, using a rotation sensor to monitor performance
13. Bearing lubrication: Shall use permanently lubricated bearings
14. Door mechanism: Shall use a push button handle for ease of use

###### B. PERFORMANCE REQUIREMENTS:

1. Number of selectable cylinder speeds: 7, including 1/2 speed for processing delicate items
2. G-force at highest extract speed: 418 G's
3. Chemical supply system
  - a. manually filled 3 compartment dry chemical dispensing system
  - b. automatic flushing & connections for 8 external liquid supply lines & control signals for 5 external supplies
4. Programmable infinite water levels
5. Control system
  - a. programmable microprocessor
  - b. 99 cycle capacity
  - c. RS-232 PC link for programming
  - d. capable of precise temperature controlled fills

- e. thermal cooldown
  - f. overnight soak
  - g. cycle count
  - h. time remaining display
6. Drain valve automatically opens in event of power failure

1.03 DELIVERY, STORAGE & HANDLING

A. ACCEPTANCE AT SITE:

- 1. Inspect machine for damage prior to acceptance. If damage is found, follow freight handler's procedure for claims.

B. STORAGE & PROTECTION

- 1. Machine should be stored in a site protected from weather, direct sunlight & temperature extremes. Do not remove packaging prior to storage.
- 2. If machine is to be stored for an extended period of time, consult manufacturer for special requirements.

1.01 SYSTEM STARTUP & COMMISSIONING

- A. Machine installation should be inspected by local manufacturer's representative prior to startup & operation. The party installing the machine is responsible for setting the schedule for this inspection.

**PART 2 PRODUCTS**

- A. Source quality
- B. Alliance Laundry Systems LLC - UniMac, obtain commercial laundry equipment from a single manufacturer

1.02 QUALIFIED MODELS

- A. UniMac model **UX55PV** (no substitution)

**PART 3 EXECUTION**

1.01 INSTALLATION

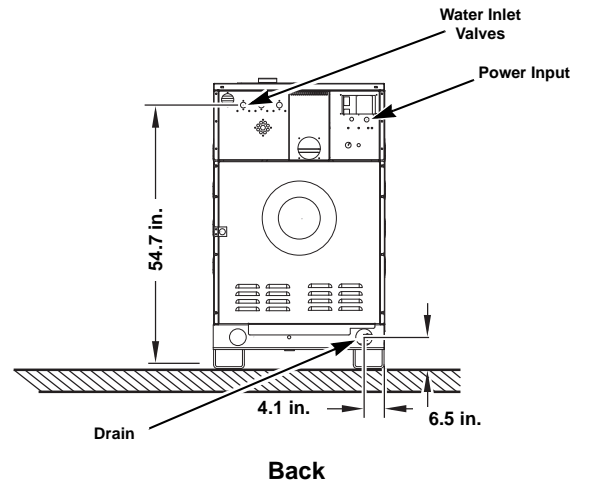
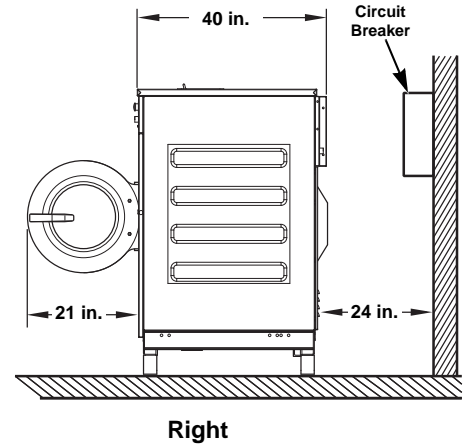
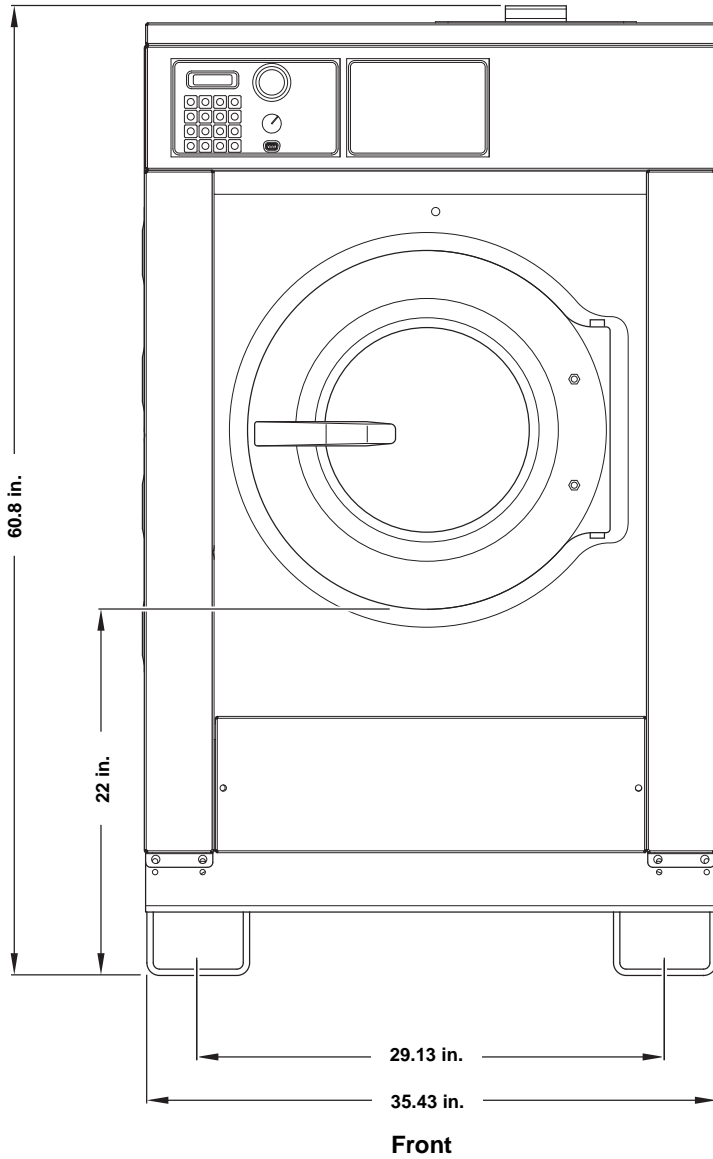
- A. Refer to & comply with manufacturer's installation instructions. Do not deviate without permission from site owner, architect, general contractor & manufacturer's local representative.

# Machine Dimensions and Specifications

Model UX55PV



## Dimensions and Foundation Requirements



CFD546N

## Electrical Specifications

Voltage Designation					Non-Electric Heat Machines (Standard)			
Code	Voltage	Cycle	Phase	Wire	Full Load Amps	Breaker (Non Fused)	AWG	mm <sup>2</sup>
N	440-480	50/60	3	3+PE	12	15	14	2.5
X	200-240	50/60	1/3	2/3+PE	16	20	14	2.5

## Water, Drain and Weight Specifications

Drain: Number (Size)	1 (3 in.)
Fill Water Inlets: Number (Size)	3 (0.75 in.)
Weight: Machine (With Shipping Packaging)	1247 lbs. (1380 lbs.)
Side Clearance:	6 in. (minimum) 18 in. (recommended)

Part No. 10-09-225  
November 2009