

SECTION 11110**LAUNDRY WASHER-EXTRACTOR, 65 LB. (29.5 KG) CAPACITY****PART 1 GENERAL**

1.01 SECTION INCLUDES:

- A. Automatic laundry washer-extractor for processing water-washed linen items

1.02 SYSTEM DESCRIPTION

A. DESIGN REQUIREMENTS:

1. Construction: 304 or equal stainless steel cylinder, tub and cover panels
2. Input voltage: X: 200-240/60/1 or 3; 2-3 wire plus ground
N: 440-480/60/3; 3 wire plus ground
3. Dry weight capacity: 65 lb. (29.5 kg)
4. Wash cylinder volume: 9.61 cu ft (272125 cu cm) minimum
5. Overall width: 34.12 inches (867 mm) nominal
6. Overall height: 64.63 inches (1642 mm) nominal
7. Overall depth: 49.83 inches (1266 mm) nominal
8. Number and size of water connections: 4 with 3/4 inch (19 mm) NH male connections
9. Number and size of drain outlets: 1 at 3 inch (76 mm)
10. Overflow: Internally plumbed
11. Control system: Programmable microprocessor
12. Cylinder drive: Single motor, 5 hp-inverter driven, capable of 695 RPM through direct drive poly V-belt system

B. PERFORMANCE REQUIREMENTS:

1. Number of selectable wash speeds: 2
2. Number of programmable extract speeds: 2
3. G-force at highest extract speed: 200
4. Chemical supply system
 - a. manually filled 5 compartment dry chemical dispensing system
 - b. automatic flushing and connections for 5 external supply lines and control signals for 8 external supplies.
5. Through the door jet-spray rinse system
6. Control system
 - a. Programmable microprocessor; (manual keypad, PDA or laptop PC);
 - b. 41 cycle capacity
 - c. 30 programmable water levels
 - d. Graphic display with words and icons
 - e. Automatic maintenance reminders

- f. PC software with management reports
 - g. Real-time clock allows time/date stamp of 100+ items
 - h. Water monitoring: fill value, slow drain and automatic leak detection system
 - i. 30 programmable water levels
 - j. Diagnostic capabilities
 - k. Temperature controlled fill and thermal cool down capable
- 7. Configured for possible future addition of water reuse system
 - 8. Drain valve automatically opens in event of power failure

1.03 DELIVERY, STORAGE AND HANDLING

A. ACCEPTANCE AT SITE:

- 1. Inspect machine for damage prior to acceptance. If damage is found, follow freight handler's procedure for claims.

B. STORAGE AND PROTECTION

- 1. Machine should be stored in a site protected from weather, direct sunlight and temperature extremes. Do not remove packaging prior to storage.
- 2. If machine is to be stored for an extended period of time, consult manufacturer for special requirements.

1.04 SYSTEM STARTUP AND COMMISSIONING

- A. Machine installation should be inspected by local manufacturer's representative prior to startup and operation. The party installing the machine is responsible for setting the schedule for this inspection.

PART 2 PRODUCTS

2.01 MANUFACTURERS

- A. Alliance Laundry Systems, UniMac, obtain commercial laundry equipment from a single manufacturer

2.02 QUALIFIED MODELS

- A. UniMac model **UWN065T4M** (no substitutions)

PART 3 EXECUTION

3.01 INSTALLATION

- A. Refer to and comply with manufacturer's installation instructions. Do not deviate without permission from site owner, architect, general contractor and manufacturer's local representative.

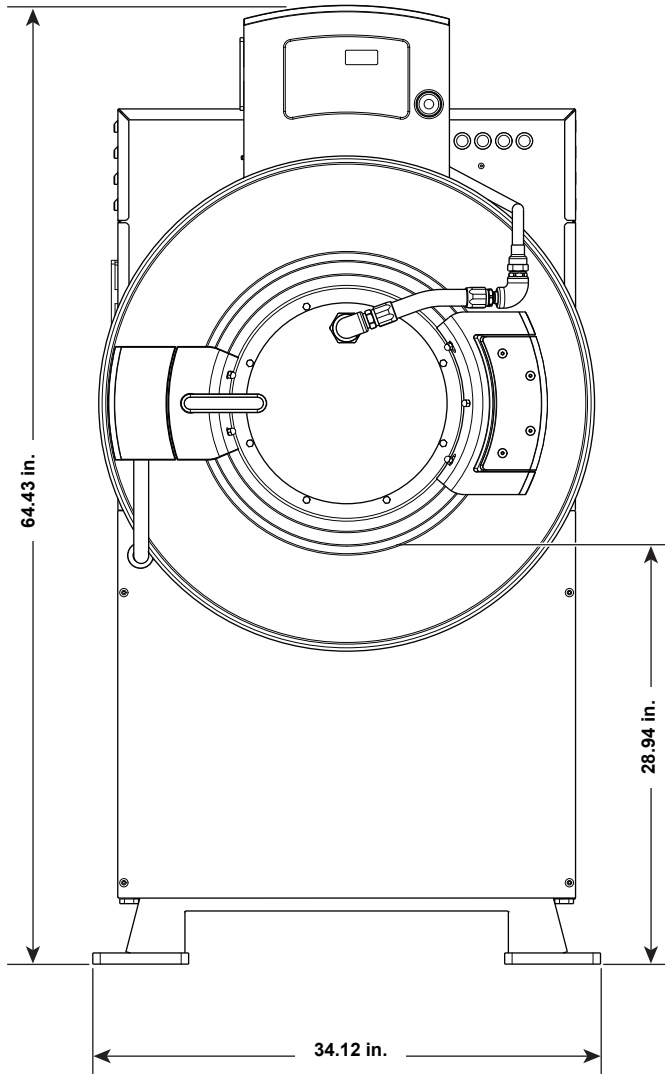
Machine Dimensions and Specifications

Models UWN065T4MX and UWN065T4MN

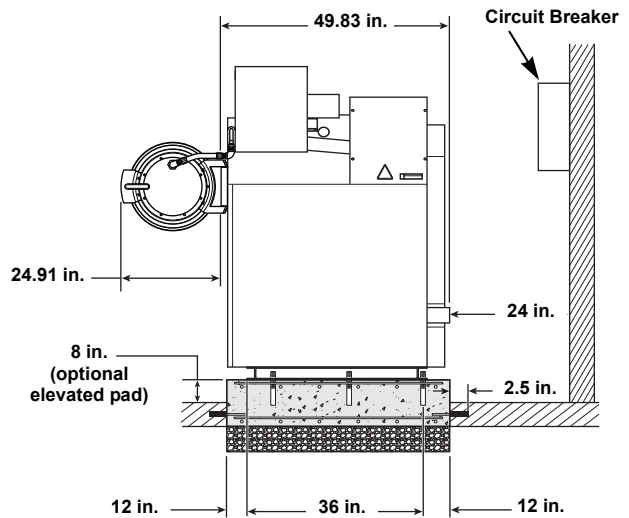


Design 3

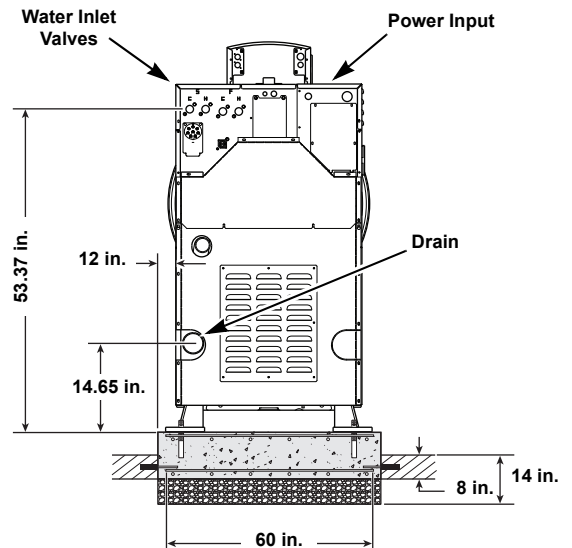
Dimensions and Foundation Requirements



FRONT



RIGHT



BACK

PHM11L

Electrical Specifications

Voltage Designation					Non-Electric Heat Machines (Standard)			
Code	Voltage	Cycle	Phase	Wire	Full Load Amps	Breaker (Non Fused)	AWG	mm ²
X	200-240	50/60	1/3	2/3	16/9	20/15	12/14	4/2.5
N	440-480	50/60	3	3	6	15	14	2.5

Water, Drain and Weight Specifications

Drain: Number (Size)	1 (3 in.)
Water Connections: Number (Size)	4 (0.75 in.)
Weight: Machine (With Shipping Packaging)	1060 lbs. (1105 lbs.)
Side Clearance:	6 in. (minimum) 18 in. (recommended)